


Location:



Shower & Hand Shower System, 96-500-B30-L-V Specification Submittal

Feature Highlights

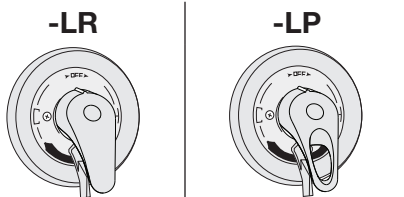
- Symmons Shower & Hand Shower System with lever handle
- Symmons Temptrol® pressure balancing mixing valve with integral diverter and adjustable stop screw to limit handle turn
- Wall/Hand shower, #T-300-V and a 5 foot flexible metal hose with in-line vacuum breaker, wall connection and flange
- 30 inch slide bar for hand shower mounting
- Standard flow rate 2.5 gpm (9.5 L/min)
Optional lower flow rate restrictors available 
- Polished chrome finish (standard)

Model Numbers

- ☐ 96-500-B30-L-V
Shower and Hand Shower System with Symmons Temptrol® mixing valve
- ☐ 96-500-B30-L-V-TRM
Trim only, valve must be ordered separately

Handle Options / Modifications

Append appropriate -suffix to model number



- ☐ -LR Lever handle
- ☐ -LP Loop style lever handle

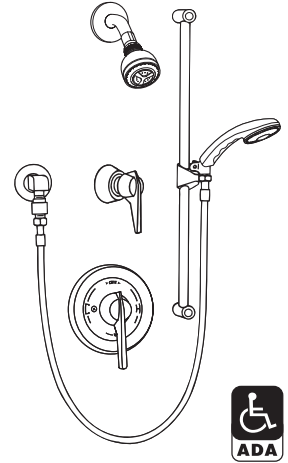
Finish Options / Modifications

Append appropriate -suffix to model number.

- Polished chrome (standard)



Standards / Certifications

ASME A112.18.1-2005/CSA B125.1-05



Options / Modifications

Append appropriate -suffix to model number

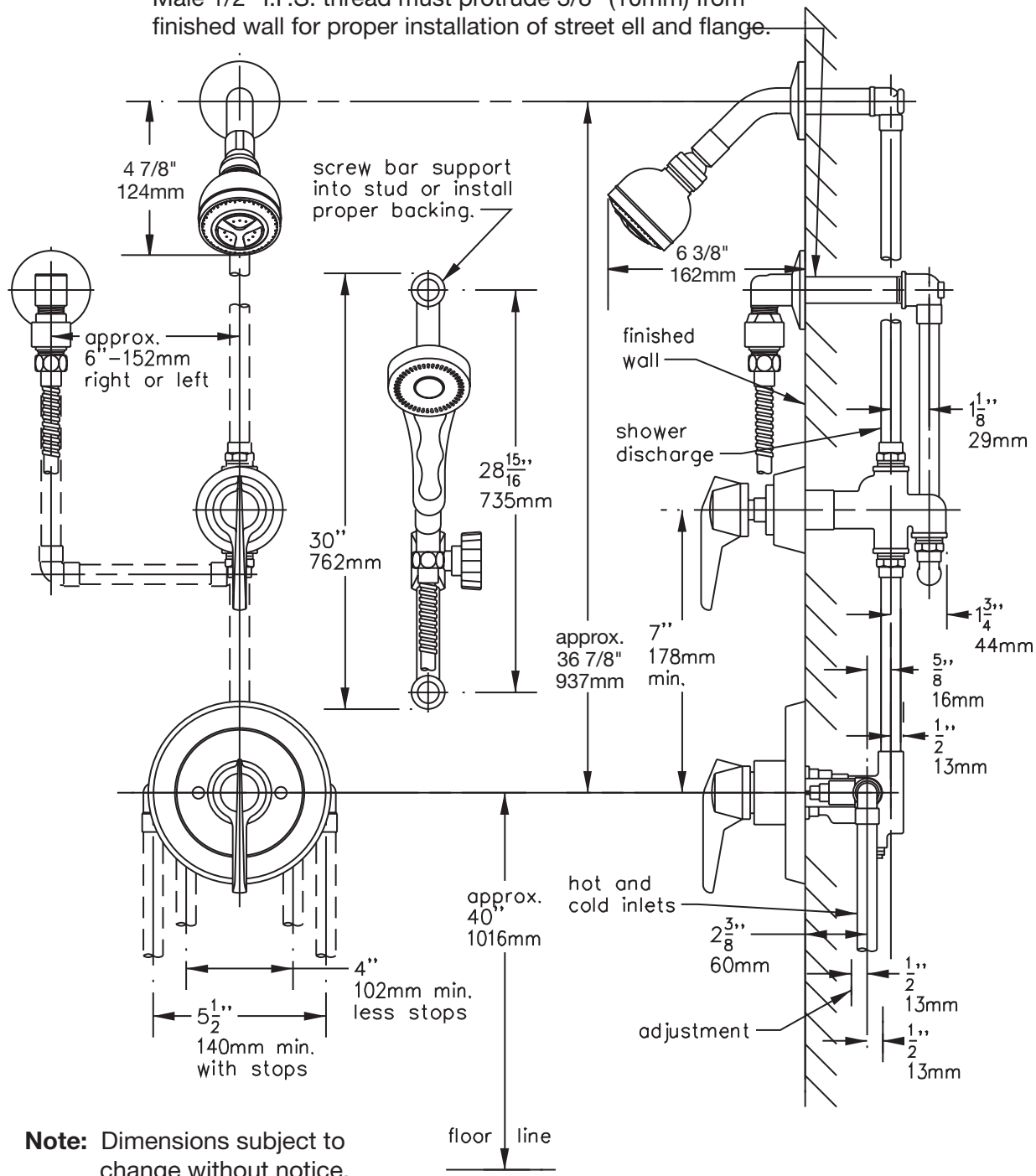
- ☐ -X Symmons Temptrol mixing valve includes integral service stops to allow water shut-off for service
- ☐ -IPS 1/2 inch female IPS connections on Symmons Temptrol® mixing valve
- ☐ -REV Reverse coring in valve for back to back installations; hot on right, cold on left, Note: Available with -X integral stops only
- ☐ -CHKS Check Stops: Temptrol® mixing valve includes integral check stops. Note: Available with -X integral stops only
- ☐  -2.0 2.0 gpm (7.6 L/min) flow rate restrictor (Requires substituting T-300-V hand shower wand with EF-100)
- ☐  -1.5 1.5 gpm (5.7 L/min) flow rate restrictor (Requires substituting T-300-V hand shower wand with EF-100)
- ☐ -L/HD Showerhead not included, Mounting bracket and flange is included
- ☐ -L/HS Hand Shower wand not included Includes hose, in-line vacuum breaker, wall connections and flange only
- ☐ -72 6 foot hand shower hose in place of standard 5 foot hose
- ☐ -R Vinyl hose in place of flexible metal hose
- ☐ -B48 48 inch slide bar in place of standard 30 inch
- ☐ -QD Quick-disconnect on hand shower
- ☐ -B Chrome brass escutcheon
- ☐ -VP Vandal resistant

Warranty

- Limited Lifetime - to the original end purchaser in consumer installations.
- 5 years - for commercial installations

Dimensions Temptrol Shower System with Hand Shower, 96-500-B30-L-V

Male 1/2" I.P.S. thread must protrude 3/8" (10mm) from finished wall for proper installation of street ell and flange.



Note: Dimensions subject to change without notice.