



LEED 2009 for Existing Buildings: Operations & Maintenance

SS CREDIT 5: SITE DEVELOPMENT

PROTECT OR RESTORE OPEN HABITAT

All fields and uploads are required unless otherwise noted.

ALL OPTIONS

This active sample form has been modified for offline access. Modified fields and instructions are indicated in purple. Sample forms are for reference only.

Select one of the following:

- ☐ **LEED Design & Construction Streamlined Path.** The project building earned at least one point related to protection or restoration of open space under LEED for New Construction, LEED for Core and Shell, or LEED for Schools.
- ☐ **Operations & Maintenance Submittal Path.** The project team will document compliance with the open habitat requirements of LEED-EB: O&M SS Credit 5.



Select the path being used to demonstrate compliance with this credit.

Continue to Slide 2 if using the D&C Streamlined Path.
Continue to Slide 4 if using the O&M Submittal Path.

Upload a copy of the building's official LEED certification scorecard(s).

LEED DESIGN & CONSTRUCTION STREAMLINED PATH

Upload L-7. Provide the USGBC-generated LEED Certification Scorecard(s) of the previously-certified building. If the project has been certified more than once, upload all relevant scorecards.

Upload

Files:

The content highlighted in yellow above is linked to Plf5, SSc1, SSc6, SSc7.1, SSc7.2, SSc8, WEc3, EAp3, EAc5, IEQp2, IEQc2.2, IEQc2.4 & IEQc3.5.

- ☐ The project earned an exemplary performance point related to protection or restoration of open space under LEED for New Construction, LEED for Core and Shell, or LEED for Schools.

Click this box if exemplary performance was earned previously.


Select the appropriate option for the project.

If no changes occurred, select that option and continue to Slide 12.

Select one of the following:

- ☐ **No Change.** The design and construction elements that contributed to the previously-earned credit have not been altered, replaced, or removed since D&C certification of the project.
- ☐ **Change.** The design and construction elements that contributed to the previously-earned credit have been altered, replaced, or removed since D&C certification of the project. These changes do not put into question the potential achievement of LEED-EB: O&M SS Credit 5.

Describe the circumstances of these changes.

A large, empty rectangular box with a light blue background, intended for the user to describe the circumstances of the changes.

If changes occurred, select that option and describe the circumstances of the changes in the narrative box that pops up. Continue to Slide 12.

You can extend the performance period back 2 years, but all PP's must overlap and end within the same 30 day window.

OPERATIONS & MAINTENANCE SUBMITTAL PATH

Performance period start:

Performance period end:

Select one of the following:

☐ **Upload L-2** from PI Form 4 is a site plan which shows all on-site and/or off-site natural areas contributing to credit achievement and highlights areas of native/adaptive vegetation or other ecologically appropriate features.

OR

☐ **Upload SSc5-1** Provide a site plan showing all on-site and/or off-site natural areas contributing to credit achievement and highlighting areas of native/adaptive vegetation or other ecologically appropriate features.

Select the site plan option that's best for your project.

Select all that apply:

- ☐ During the performance period, native or adapted vegetation was in place (on-site protection or restoration of open habitat).
- ☐ Off-site areas were improved or maintained with native or adapted plants. A contract was in place with the owner of the off-site natural area which details the nature and level of support provided by the LEED project in improving and/or maintaining the off-site natural area.

Upload SSc5-2. Provide a copy of the contract with the owner of the off-site natural area, which details the nature and level of support provided by the LEED project in improving and/or maintaining the off-site natural area.

Upload Files:

Select all options that apply. Protecting both on-site and off-site areas is allowed.

Continue to Slide 7 if on-site habitat was protected.

If off-site habitat was protected, upload the required contract and continue to Slide 6. Remember that:

- The contract must include specific details about the type of support being provided, especially if the project team is providing labor services.
- If the project team is providing labor services, some labor must occur during the performance period, and your contract should very clearly include details about the amount and type of labor provided.
- If you are providing financial support, the contract must show that the off-site area was protected over the duration of the performance period.

NOTE: Although the credit form doesn't ask for it, consider providing a map showing the location of the off-site area. Precisely identifying the location the off-site habitat area will help the review team confirm compliance with the credit requirements.

Values in these two cells will automatically populate based on what is entered in Plf2.

Fill in the amount of area your project is restoring/protecting.

Table SSc5-1. Restored or Protected Site Habitat

	(sf)		(sf)
Total site area within the LEED project boundary (including building footprint)		Total on-site area restored or protected	
Footprint of the project building		Total off-site area restored or protected	
Site area, excluding building footprint	0	Contributing off-site area restored or protected	0
Required site area restored or protected 5% total site area, including building footprint	0	Total contributing area restored or protected	0

The content highlighted in yellow above is linked to Plf2 & WEc3.

Values in the white cells will automatically populate based on your entries. The “Total contributing area restored or protected” in the lower right cell must be equal to or greater than the “Required site area restored or protected” in the lower left cell to earn this credit. Use the “Calculate” button at the end of the form to confirm compliance.

For on-site protection, choose either the LPE or Full Documentation

If using an LPE, the project's landscape architect must complete the Exemption Signature in the LPE tab in LEED Online. You may also provide an optional narrative describing on-site plant species/ecologically appropriate features.

Licensed Professional Exemption for a Registered Landscape Architect is available in lieu of a list of native and adaptive plants.

Select one of the following:

☒ **Licensed Professional Exemption. Landscape Architect**

☐ **Full Documentation Path**



LICENSED PROFESSIONAL EXEMPTION

Note: For each Licensed Professional Exemption claimed, the relevant licensed professional must complete the corresponding Exemption Signature on the Licensed Professional Exemptions tab in order to be considered a valid submittal.

Licensed Professional Exemption claimed by:

ON-SITE PROTECTION OR RESTORATION OF OPEN HABITAT



If the native/adapted plant species are not labeled on the site plan, list the native/adapted plants and/or other ecologically appropriate features that are present on-site. (Optional)

Licensed Professional Exemption for a Registered Landscape Architect is available in lieu of a list of native and adaptive plants.


Select one of the following:

- ☐ **Licensed Professional Exemption.** Landscape Architect
- ☒ **Full Documentation Path**



ON-SITE PROTECTION OR RESTORATION OF OPEN HABITAT

If the native/adapted plant species are not labeled on the site plan, list the native/adapted plants and/or other ecologically appropriate features that are present on-site. (Optional)

A large, empty rectangular box with a light blue background, intended for the user to provide a narrative if the site plan does not include a list of on-site plant species or ecologically appropriate features.

If using the Full Documentation Path, provide a narrative if the uploaded site plan does NOT include a list of on-site plant species/ecologically appropriate features.

For off-site protection, choose either the LPE or Full Documentation Path.

If using an LPE, the project's landscape architect must complete the Exemption Signature in the LPE tab in LEED Online. Provide a narrative describing the off-site plant species/ecologically appropriate features.

Licensed Professional Exemption for a Registered Landscape Architect is available in lieu of a list of native and adaptive plants.

Select one of the following:

☒ **Licensed Professional Exemption. Landscape Architect**

☐ **Full Documentation Path**



LICENSED PROFESSIONAL EXEMPTION

Note: For each Licensed Professional Exemption claimed, the relevant licensed professional must complete the corresponding Exemption Signature on the Licensed Professional Exemptions tab in order to be considered a valid submittal.

Licensed Professional Exemption claimed by:

OFF-SITE PROTECTION OR RESTORATION OF OPEN HABITAT



Describe the native/adapted plants or other ecologically appropriate features present off-site. Describe the improvement and/or maintenance activities that occurred over the performance period as part of the maintenance contract.

Licensed Professional Exemption for a Registered Landscape Architect is available in lieu of a list of native and adaptive plants.

Select one of the following:


☐ **Licensed Professional Exemption. Landscape Architect**

☒ **Full Documentation Path**



OFF-SITE PROTECTION OR RESTORATION OF OPEN HABITAT

Describe the native/adapted plants or other ecologically appropriate features present off-site. Describe the improvement and/or maintenance activities that occurred over the performance period as part of the maintenance contract.

A large, empty blue rectangular box intended for the user to provide a narrative description of off-site features and maintenance activities.

If using the Full Documentation Path, provide a narrative describing the off-site plant species/ecologically appropriate features. Additionally, describe the restoration/maintenance activities performed during the performance period as part of a maintenance contract.

ADDITIONAL DETAILS

- ☐ Special circumstances preclude documentation of credit compliance with the submittal requirements outlined in this form.
- ☐ The project team is using an alternative compliance approach in lieu of standard submittal paths.

SUMMARY

SS Credit 5: Site Development - Protect or Restore Open Habitat
Points Documented:

1

Check Compliance

SS Credit 5: Site Development - Protect or Restore Open Habitat Exemplary
Performance Documented:

N

- ☐ The project team reserves one point in the Innovation in Operations credit category for exemplary performance in SS Credit 5.

Complete the Additional Details section as necessary.

Exemplary performance for SSc5 can be earned for protecting/
restoring double the required area.